

HRP Conjugate Stock Stabilizer, 5X

Stabilizes antibody-HRP conjugates while minimizing non-specific signal.

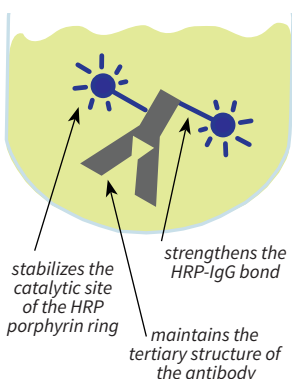
HRP Conjugate Stock Stabilizer, 5X is provided as a 5X concentrate. When diluted to its 1X working concentration, it can be used to create concentrated stock conjugates for long-term storage, to reconstitute lyophilized HRP conjugates, and dilute protein-peroxidase conjugates to their useful working titer in ELISAs and other immunology-based techniques.

At 1X, HRP Conjugate Stock Stabilizer maintains the functional integrity of the horseradish peroxidase enzyme and immunoglobulin components of the HRP-IgG conjugate complex. This proprietary formulation helps preserve the native three-dimensional conjugate structure during storage while concurrently enhancing the steric interaction or binding relationship between the IgG component of the HRP-IgG conjugate and the target antigen or antibody during the assay.

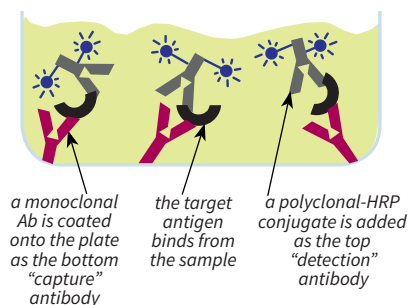
By maintaining conjugate component activity and preventing contamination issues through the inclusion of an antimicrobial agent, HRP Conjugate Stock Stabilizer extends the functional utility of stored and reconstituted peroxidase conjugates. In addition, it inhibits the conjugate from non-specifically binding to plate coating proteins or non-target sample proteins. By reducing non-specific conjugate bridging events on the plate surface, undesirable background signal-related losses in sensitivity can be all but eliminated.

Additional components may be added to HRP Conjugate Stock Stabilizer to optimize it for unique ELISA sample situations or for use in other immunological techniques.

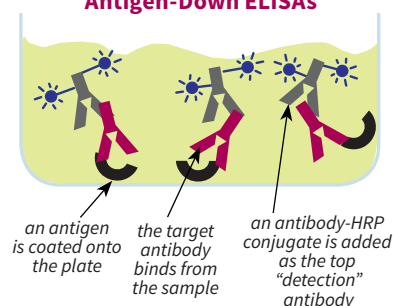
Stabilizes HRP Conjugates



Minimizes Background in Mono-Poly Sandwich ELISAs



Minimizes Background in Antigen-Down ELISAs



HRP CONJUGATE STOCK STABILIZER, 5X

Size	Catalog #
25 mL	#6173
100 mL	#667
500 mL	#668
1 L	#669
10 L	#670

INSTRUCTIONS:

1. Protect the stabilizer from light.
2. Gently mix the stabilizer; avoid bubbles.
3. Prepare 1X working strength stabilizer solution by diluting 1:5 in diH₂O. Add 1 part 5X stabilizer to 4 parts diH₂O.
4. Mix for 15 minutes.
5. Prepare the HRP conjugate solution at the predetermined dilution factor or concentration.
6. Mix for 15 minutes.
7. Pipette 50-300 μ L of the diluted HRP conjugate to each well of the ELISA at the appropriate step in the assay.
8. Store remaining conjugate solution at 2-8°C. Protect from direct exposure to light.

For more ELISA protocols and information, please visit www.immunochemistry.com.

SPECIFICATIONS:

- Clear to light yellow liquid
- 5X concentrate
- pH 7.2-7.6

STORAGE:

- 24 months at 2-8°C
- 1 week at room temperature

SAFETY & USAGE:

- Warning! May cause an allergic skin reaction. Harmful to aquatic life with long lasting effects.
- SDS available at immunochemistry.com.
- Product intended for research use or for further manufacturing into *in vitro* diagnostics reagents only.
- Not intended for use in human or therapeutics purposes.



BRIGHT MINDS, BRIGHT SOLUTIONS.™

ImmunoChemistry Technologies, LLC gratefully acknowledges the significant contributions made by one of its founders, Brian W. Lee, Ph.D in the development of this product, including the creation and illustration of its strategy and protocol.

9401 James Avenue S., #155, Bloomington, MN 55431 USA

TOLL-FREE 1-800-829-3194 LOCAL 952-888-8788

FAX 952-888-8988

WWW.IMMUNOCHEMISTRY.COM